

Environmental product declaration

in accordance with ISO 14025 and EN 15804+A2

821652NN HULT Cca 0,6/1kV gy# 3G4 mm²



EPD-Global

Owner of the declaration:

Prysmian Group Baltics AS

Product:

821652NN HULT Cca 0,6/1kV gy# 3G4 mm²

Declared unit:

m

This declaration is based on Product Category Rules:

CEN Standard EN 15804:2012+A2:2019 serves as core PCR

NPCR 027:2020 Part B for Electrical cables and wires

Program operator:

EPD-Global

Declaration number:

Issue date:

Valid to:

EPD software:

LCAno EPD generator ID: 1216851

General information

Product

821652NN HULT Cca 0,6/1kV gy# 3G4 mm2

Program operator:

EPD-Global
Post Box 5250 Majorstuen, 0303 Oslo, Norway
Phone: +47 977 22 020
web: www.epd-global.com

Declaration number:

This declaration is based on Product Category Rules:

CEN Standard EN 15804:2012+A2:2019 serves as core PCR
NPCR 027:2020 Part B for Electrical cables and wires

Statement of liability:

The owner of the declaration shall be liable for the underlying information and evidence. EPD-Global shall not be liable with respect to manufacturer information, life cycle assessment data and evidences.

Declared unit:

m 821652NN HULT Cca 0,6/1kV gy# 3G4 mm2

Declared unit with option:

A1, A2, A3, A4, A5, C1, C2, C3, C4, D

Functional unit:

1 m of HULT Cca 0,6/1kV gy# 3G4 mm2 halogen-free power and control cable with a high level of fire safety, installed indoor, used to transmit a reference energy throughput of 1A at 70% use rate over a period of 30 years. Including waste treatment at end of life.

General information on verification of EPD from EPD tools:

Independent verification of data, other environmental information and the declaration according to ISO 14025:2010, § 8.1.3 and § 8.1.4. Verification of each EPD is made according to EPD-Global's guidelines for verification and approval requiring that tools are i) integrated into the company's environmental management system, ii) the procedures for use of the EPD tool are approved by EPD-Global, and iii) the process is reviewed annually by an independent third party verifier. See Appendix G of EPD-Global's General Programme Instructions for further information on EPD tools

Verification of EPD tool:

Independent third party verification of the EPD tool, background data and test-EPD in accordance with EPD-Global's procedures and guidelines for verification and approval of EPD tools. Approval number: NEPDT32.

Third party verifier:

Vito D'Incognito, Take Care International

(no signature required)

Owner of the declaration:

Prysmian Group Baltics AS
Contact person: Raigo Viltrop
Phone: +372 674 7466
e-mail: info.keila@prysmian.com

Manufacturer:

Prysmian Netherlands B.V.
Schieweg 9
2627 AN Delft, Netherlands

Place of production:

Prysmian production site Emmen (Netherlands)
Abel Tasmanstraat 1
7821 AN Emmen, Netherlands

Management system:

ISO 9001:2015, ISO 14001:2015, ISO 45001:2018

Organisation no:

EE100428935

Issue date:

Valid to:

Year of study:

2024

Comparability:

EPD of construction products may not be comparable if they not comply with EN 15804 and seen in a building context.

Development and verification of EPD:

The declaration is created using EPD tool lca.tools ver EPD2022.03, developed by LCA.no. The EPD tool is integrated in the company's management system, and has been approved by EPD-Global. Approval number: NEPDT33

Developer of EPD: Kristi Elme

Reviewer of company-specific input data and EPD: Doris Seli

Approved:

Product

Product description:

HULT Cca is a halogen-free power and control cable with a high level of fire safety. The cable is designed for humid spaces and can be installed in high ambient temperatures and in cable bundles. The installation cable is suitable for building installations, residential construction, industrial installations, and data centres.

The halogen-free composition of the cable also enables high-quality, fire-safe installations. Because this cable is easy to strip, it can be processed easily.

Data sheet: https://datasheet.draka.com/pdf/datasheet/en/9606/NL30_HULTCCA

Product specification

Conductor material: Copper, cl 1 = solid

Conductor surface: Bare

Core insulation material: XLPE

Core identification (acc. HD 308 S2): Yes

Material outer sheath: Halogenfree polymer

Cable shape: Round

Materials	kg	%
Metal - Copper	0.1007	40.64
Plastic - Polyethylene	0.01659	6.70
Thermoplastic elastomers (TPE)	0.1304	52.66
Total	0.2477	100.00

Packaging	kg	%
Packaging - Wooden drums	0.02	100.00
Total incl. packaging	0.27	100.00

Technical data:

External code: 821652NN

SAP code: 20176193

DOP number: 1017014

Certifications and approvals:

KEMA-KEUR

REACH Regulation concerning the Registration, Evaluation, Authorization and Restriction of Chemicals.

RoHS Restriction of hazardous substances directive

Standards:

NEN 3618

HD 604-5-C

K 42E-1-5-C

Market:

The Netherlands

Reference service life, product

30 years. Standard lifetime for residential/tertiary/industrial building applications, provided in appendix 1 of PSR for wires, cables, and accessories of PEP Ecopassport.

Reference service life, building or construction works

30 years. Estimation made to match the product service life and keep the EPD environmental impact calculations at the product level.

LCA: Calculation rules

Declared unit:

m 821652NN HULT Cca 0,6/1kV gy# 3G4 mm2

Cut-off criteria:

All major raw materials and all the essential energy is included. The production processes for raw materials and energy flows with very small amounts (less than 1%) are not included. These cut-off criteria do not apply for hazardous materials and substances.

Allocation:

The allocation is made in accordance with the provisions of EN 15804. Incoming energy and water and waste production in-house is allocated equally among all products through mass allocation. Effects of primary production of recycled materials is allocated to the main product in which the material was used. The recycling process and transportation of the material is allocated to this analysis.

Data quality:

Specific data for the product composition are provided by the manufacturer. The data represent the production of the declared product and were collected for EPD development in the year of study. Background data is based on EPDs according to EN 15804 and different LCA databases. The data quality of the raw materials in A1 is presented in the table below.

The data collection at the factory has been conducted during the following period: 01/2024 - 12/2024. This correspond to 12 months/ a year of production.

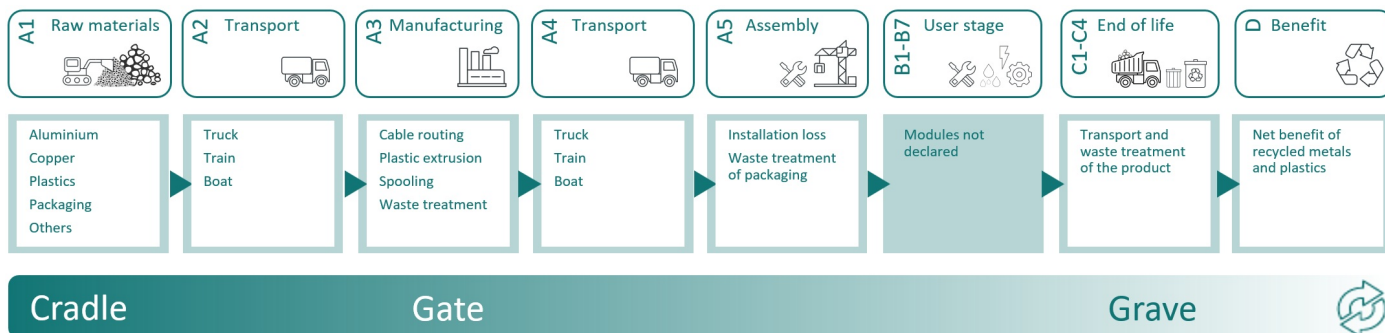
Materials	Source	Data quality	Year
Metal - Copper	Modified ecoinvent 3.6	Database	2019
Packaging - Wooden drums	Modified ecoinvent 3.6	Supplier data + database	2019
Plastic - Polyethylene	ecoinvent 3.6	Database	2019
Thermoplastic elastomers (TPE)	ecoinvent 3.6	Database	2019

System boundaries (X=included, MND=module not declared, MNR=module not relevant)

Product stage			Construction installation stage		Use stage								End of life stage				Beyond the system boundaries
Raw materials	Transport	Manufacturing	Transport	Assembly	Use	Maintenance	Repair	Replacement	Refurbishment	Operational energy use	Operational water use		De-construction demolition	Transport	Waste processing	Disposal	Reuse-Recovery- Recycling-potential
A1	A2	A3	A4	A5	B1	B2	B3	B4	B5	B6	B7		C1	C2	C3	C4	D
X	X	X	X	X	MND	MND	MND	MND	MND	MND	MND		X	X	X	X	X

System boundary:

The flowchart below illustrates the system boundaries of the analysis:



Additional technical information:

Fire properties:

Flame retardant: In accordance with EN 13501-6

Halogen free: acc. IEC/EN 60754-1/2

Low smoke: Yes

CPR Euroclass reaction to fire: Cca

CPR Euroclass smoke development: s1

CPR Euroclass flaming particles: d1

CPR Euroclass acidity: a1

LCA: Scenarios and additional technical information

The following information describe the scenarios in the different modules of the EPD.

Module A4 = In A4, an average transport 150km from warehouse to Dutch market is considered.

Modules A5 = 2% product losses during installation are estimated by the company. No energy use has been quantified since installation in buildings is often done by manual labour. Use of portable electrical devices (e.g., drill) usually have low energy requirements falling under the cut-off criterion of 1%.

Module C1 = de-construction in buildings is often done by manual labour. Use of portable electrical devices (e.g., drill) usually have low energy requirements falling under the cut-off criterion of 1%.

Module C2 = 100 km is added as default average transport to nearest waste treatment facility.



Modules C3 and C4 = Waste treatment of the product follows the default values provided in EN 50693, Product Category Rules for life cycle assessments of electronic and electrical products and systems, table G.4. This table specified how different types of raw materials used in A1 will likely be treated during the end-of-life of the product. Waste treatments in C3 include material recycling and incineration with and without energy recovery and fly ash extraction. Disposal in C4 consist of landfilling of different waste fractions and of ashes.

Module D = The recyclability of metals and plastics allows the producers a credit for the net scrap that is produced at the end of a product's life. The benefits from recycling of net scrap are described in formula from EN 15804:2012+A2:2019. Substitution of heat and electricity generated by the incineration with energy recovery of plastics is also calculated in module D.

Transport from production place to user (A4)	Capacity utilisation (incl. return) %	Distance (km)	Fuel/Energy Consumption	Unit	Value (Liter/tonne)
Truck, 16-32tonnes, EI 375kWh with RER electricity mix, electrical (km) - Europe	38.0 %	26.10	1.360	kWh/tkm	35.50
Truck, over 32 tonnes, EURO 6 (km) - Europe	53.3 %	123.90	0.023	l/tkm	2.85
Assembly (A5)	Unit	Value			
Waste, packaging, wooden drums, reusable, 0% recycled content, to average treatment (kg) - A5 with average transport	kg	0.02			
Product loss during installation (percentage of cable)	Units	0.02			
Transport to waste processing (C2)	Capacity utilisation (incl. return) %	Distance (km)	Fuel/Energy Consumption	Unit	Value (Liter/tonne)
Truck, over 32 tonnes, EURO 6 (km) - Europe	53.3 %	100.00	0.023	l/tkm	2.30
Waste processing (C3)	Unit	Value			
Waste treatment of polyethylene (PE), incineration with energy recovery and fly ash extraction (kg)	kg	0.008296			
Waste treatment of plastic mixture, incineration with energy recovery and fly ash extraction (kg)	kg	0.0652			
Copper to recycling (kg)	kg	0.06039			
Disposal (C4)	Unit	Value			
Landfilling of ashes from incineration of Polyethylene (PE), process per kg ashes and residues (kg)	kg	0.0002923			
Landfilling of plastic mixture (kg)	kg	0.0735			
Landfilling of ashes from incineration of Plastic mixture, process per kg ashes and residues (kg)	kg	0.00228			
Landfilling of copper (kg)	kg	0.04026			
Benefits and loads beyond the system boundaries (D)	Unit	Value			
Substitution of electricity (MJ)	MJ	0.1163			
Substitution of thermal energy, district heating (MJ)	MJ	1.76			
Substitution of primary copper with net scrap (kg)	kg	0.02416			

LCA: Results

The LCA results are presented below for the declared unit defined on page 2 of the EPD document.

Environmental impact												
Indicator		Unit	A1	A2	A3	A4	A5	C1	C2	C3	C4	D
	GWP-total	kg CO ₂ -eq	6.21E-01	8.08E-03	2.05E-02	4.38E-03	4.48E-02	0	2.33E-03	1.79E-01	8.99E-03	-6.86E-02
	GWP-fossil	kg CO ₂ -eq	6.44E-01	8.07E-03	1.92E-02	4.34E-03	1.79E-02	0	2.33E-03	1.79E-01	8.99E-03	-6.79E-02
	GWP-biogenic	kg CO ₂ -eq	-2.36E-02	3.34E-06	1.31E-03	3.31E-05	2.70E-02	0	9.99E-07	3.56E-06	7.60E-07	-2.89E-04
	GWP-luluc	kg CO ₂ -eq	6.24E-04	2.87E-06	1.42E-06	4.24E-06	1.28E-05	0	7.10E-07	6.55E-07	3.92E-07	-4.12E-04
	ODP	kg CFC11 -eq	4.16E-06	1.83E-09	1.83E-09	7.25E-10	8.33E-08	0	5.62E-10	3.55E-10	3.92E-10	-7.43E-04
	AP	mol H ⁺ -eq	3.77E-02	2.32E-05	1.78E-05	1.88E-05	7.60E-04	0	7.51E-06	3.70E-05	1.03E-05	-9.78E-03
	EP-FreshWater	kg P -eq	3.18E-04	6.45E-08	5.82E-08	1.33E-07	6.38E-06	0	1.86E-08	3.17E-08	1.83E-08	-6.62E-05
	EP-Marine	kg N -eq	1.62E-03	4.59E-06	7.49E-06	3.49E-06	3.51E-05	0	1.64E-06	1.77E-05	1.24E-05	-4.26E-04
	EP-Terrestrial	mol N -eq	2.32E-02	5.14E-05	5.95E-05	3.90E-05	4.92E-04	0	1.83E-05	1.82E-04	4.10E-05	-6.47E-03
	POCP	kg NMVOC -eq	7.26E-03	1.97E-05	1.86E-05	1.52E-05	1.53E-04	0	7.20E-06	4.39E-05	1.34E-05	-1.76E-03
	ADP-minerals&metals ¹	kg Sb -eq	1.11E-04	2.23E-07	2.07E-08	8.44E-08	2.23E-06	0	4.15E-08	1.78E-08	1.01E-08	-5.44E-05
	ADP-fossil ¹	MJ	1.30E+01	1.22E-01	2.02E-01	7.67E-02	2.77E-01	0	3.79E-02	2.29E-02	3.04E-02	-6.61E-01
	WDP ¹	m ³	2.54E+01	1.18E-01	3.45E+00	3.64E-02	6.03E-01	0	2.90E-02	1.57E-01	4.90E-01	1.34E+00







GWP-total = Global Warming Potential total; GWP-fossil = Global Warming Potential fossil fuels; GWP-biogenic = Global Warming Potential biogenic; GWP-luluc = Global Warming Potential land use and land use change; ODP = Depletion potential of the stratospheric ozone layer; AP = Acidification potential, Accumulated Exceedance; EP-freshwater = Eutrophication potential, fraction of nutrients reaching freshwater end compartment; EP-marine = Eutrophication potential, fraction of nutrients reaching marine end compartment; EP-terrestrial = Eutrophication potential, Accumulated Exceedance; POCP = Formation potential of tropospheric ozone; ADP-minerals&metals = Abiotic depletion potential for non-fossil resources; ADP-fossil = Abiotic depletion for fossil resources potential; WDP = Water (user) deprivation potential, deprivation-weighted water consumption

"Reading example: 9.0 E-03 = 9.0*10⁻³ = 0.009"

1. The results of this environmental impact indicator shall be used with care as the uncertainties on these results are high or as there is limited experienced with the indicator

Remarks to environmental impacts










Additional environmental impact indicators

Indicator	Unit	A1	A2	A3	A4	A5	C1	C2	C3	C4	D
 PM	Disease incidence	8.04E-08	4.92E-10	1.49E-10	4.26E-10	1.69E-09	0	2.14E-10	1.60E-10	1.93E-10	-2.45E-08
 IRP ²	kgBq U235 -eq	2.63E-02	5.34E-04	1.46E-04	3.93E-04	5.79E-04	0	1.66E-04	5.61E-05	1.72E-04	-1.57E-03
 ETP-fw ¹	CTUe	3.05E+02	9.05E-02	5.72E-02	4.08E-02	6.62E+00	0	2.77E-02	3.31E-01	2.49E+01	-8.99E+01
 HTP-c ¹	CTUh	6.14E-09	0.00E+00	4.00E-12	1.40E-11	1.24E-10	0	0.00E+00	9.00E-12	1.00E-12	-1.27E-09
 HTP-nc ¹	CTUh	5.12E-07	9.80E-11	9.00E-11	6.80E-11	1.03E-08	0	2.70E-11	4.28E-10	3.30E-11	-1.09E-07
 SQP ¹	dimensionless	7.13E+00	8.54E-02	5.54E-03	7.86E-02	1.52E-01	0	4.34E-02	4.07E-03	8.76E-02	-2.11E+00

PM = Particulate Matter emissions; IRP = Ionizing radiation – human health; ETP-fw = Eco toxicity – freshwater; HTP-c = Human toxicity – cancer effects; HTP-nc = Human toxicity – non cancer effects; SQP = Potential Soil Quality Index (dimensionless)




"Reading example: 9.0 E-03 = 9.0×10^{-3} = 0.009"

1. The results of this environmental impact indicator shall be used with care as the uncertainties on these results are high or as there is limited experienced with the indicator
2. This impact category deals mainly with the eventual impact of low dose ionizing radiation on human health of the nuclear fuel cycle. It does not consider effects due to possible nuclear accidents, occupational exposure nor due to radioactive waste disposal in underground facilities. Potential ionizing radiation from the soil, from radon and from some construction materials is also not measured by this indicator.

Resource use											
Indicator	Unit	A1	A2	A3	A4	A5	C1	C2	C3	C4	D
 PERE	MJ	1.41E+00	1.75E-03	3.71E-01	6.64E-03	3.59E-02	0	4.76E-04	1.23E-03	2.66E-03	-1.11E+00
 PERM	MJ	2.52E-01	0.00E+00	0.00E+00	0.00E+00	-2.47E-01	0	0.00E+00	0.00E+00	0.00E+00	0.00E+00
 PERT	MJ	1.66E+00	1.75E-03	3.71E-01	6.64E-03	-2.11E-01	0	4.76E-04	1.23E-03	2.66E-03	-1.11E+00
 PENRE	MJ	8.40E+00	1.22E-01	2.02E-01	6.43E-02	1.84E-01	0	3.79E-02	2.29E-02	3.04E-02	-6.61E-01
 PENRM	MJ	4.64E+00	0.00E+00	0.00E+00	0.00E+00	1.22E-03	0	0.00E+00	-4.58E+00	0.00E+00	0.00E+00
 PENRT	MJ	1.30E+01	1.22E-01	2.02E-01	6.43E-02	1.85E-01	0	3.79E-02	-4.56E+00	3.04E-02	-6.61E-01
 SM	kg	3.74E-02	0.00E+00	0.00E+00	0.00E+00	7.49E-04	0	0.00E+00	0.00E+00	0.00E+00	1.69E-02
 RSF	MJ	1.36E-02	6.25E-05	7.21E-05	2.06E-05	2.82E-04	0	1.67E-05	2.67E-05	5.51E-05	1.45E-03
 NRSF	MJ	1.34E-03	2.24E-04	1.77E-04	6.92E-05	8.17E-05	0	5.59E-05	0.00E+00	6.42E-05	-4.99E-02
 FW	m ³	1.18E-02	1.31E-05	3.00E-03	2.72E-05	3.07E-04	0	4.31E-06	1.84E-04	3.87E-05	-2.50E-03






PERE = Use of renewable primary energy excluding renewable primary energy resources used as raw materials; PERM = Use of renewable primary energy resources used as raw materials; PERT = Total use of renewable primary energy resources; PENRE = Use of non renewable primary energy excluding non-renewable primary energy resources used as raw materials; PENRM = Use of non renewable primary energy resources used as raw materials; PENRT = Total use of non renewable primary energy resources; SM = Use of secondary materials; RSF = Use of renewable secondary fuels; NRSF = Use of non-renewable secondary fuels; FW = Net use of fresh water

"Reading example: 9.0 E-03 = 9.0*10⁻³ = 0.009"

End of life - Waste												
Indicator	Unit	A1	A2	A3	A4	A5	C1	C2	C3	C4	D	
	HWD	kg	4.91E-03	6.30E-06	2.60E-03	6.15E-05	1.88E-04	0	2.07E-06	0.00E+00	1.82E-03	-6.61E-04
	NHWD	kg	1.66E-01	5.94E-03	7.40E-03	7.39E-03	2.61E-02	0	3.29E-03	0.00E+00	1.15E-01	-3.13E-02
	RWD	kg	2.35E-05	8.32E-07	1.94E-07	4.70E-07	5.08E-07	0	2.59E-07	0.00E+00	2.06E-07	-1.34E-06

HWD = Hazardous waste disposed; NHWD = Non-hazardous waste disposed; RWD = Radioactive waste disposed

"Reading example: 9.0 E-03 = 9.0×10^{-3} = 0.009"

End of life - Output flow												
Indicator	Unit	A1	A2	A3	A4	A5	C1	C2	C3	C4	D	
	CRU	kg	0.00E+00	0.00E+00	0.00E+00	0.00E+00	0.00E+00	0	0.00E+00	0.00E+00	0.00E+00	0.00E+00
	MFR	kg	0.00E+00	0.00E+00	5.62E-03	0.00E+00	1.32E-03	0	0.00E+00	6.04E-02	6.59E-06	-6.61E-04
	MER	kg	0.00E+00	0.00E+00	1.13E-02	0.00E+00	2.17E-02	0	0.00E+00	7.35E-02	1.61E-07	-8.70E-05
	EEE	MJ	0.00E+00	0.00E+00	6.99E-03	0.00E+00	1.64E-02	0	0.00E+00	1.16E-01	1.05E-05	-2.13E-04
	EET	MJ	0.00E+00	0.00E+00	1.06E-01	0.00E+00	2.48E-01	0	0.00E+00	1.76E+00	1.58E-04	-3.23E-03

CRU = Components for re-use; MFR = Materials for recycling; MER = Materials for energy recovery; EEE = Exported energy electrical; EET = Exported energy thermal

"Reading example: 9.0 E-03 = 9.0×10^{-3} = 0.009"

Biogenic Carbon Content		
Indicator	Unit	At the factory gate
Biogenic carbon content in product	kg C	0.00E+00
Biogenic carbon content in accompanying packaging	kg C	7.50E-03

Note: 1 kg biogenic carbon is equivalent to 44/12 kg CO₂

Additional requirements

Greenhouse gas emissions from the use of electricity in the manufacturing phase

National production mix from import, low voltage (production of transmission lines, in addition to direct emissions and losses in grid) of applied electricity for the manufacturing process (A3).

Electricity mix	Source	Amount	Unit
Electricity with guarantee of origin, hydropower, Norway (kWh)	ecoinvent 3.6	6.29	g CO ₂ -eq/kWh

Dangerous substances

The product contains no substances given by the REACH Candidate list.

Indoor environment

Additional Environmental Information

Additional environmental impact indicators required in NPCR Part A for construction products											
Indicator	Unit	A1	A2	A3	A4	A5	C1	C2	C3	C4	D
GWPIOBC	kg CO ₂ -eq	6.48E-01	8.08E-03	2.01E-02	4.35E-03	1.80E-02	0	2.33E-03	1.79E-01	8.99E-03	-3.78E-02

GWPIOBC: Global warming potential calculated according to the principle of instantaneous oxidation. In order to increase the transparency of biogenic carbon contribution to climate impact, the indicator GWP-IOBC is required as it declares climate impacts calculated according to the principle of instantaneous oxidation. GWP-IOBC is also referred to as GWP-GHG in context to Swedish public procurement legislation.

Bibliography

ISO 14025:2010. Environmental labels and declarations - Type III environmental declarations - Principles and procedures. International Organization for Standardization.

ISO 14044:2006. Environmental management - Life cycle assessment - Requirements and guidelines. International Organization for Standardization.

EN 15804:2012+A2:2019. Environmental product declaration - Core rules for the product category of construction products. European Committee for Standardization.

ISO 21930:2017. Sustainability in buildings and civil engineering works - Core rules for environmental product declarations of construction products. International Organization for Standardization.

EN 50693:2019. Product category rules for life cycle assessments of electronic and electrical products and systems. European Committee for Standardization.






Ecoinvent v3, 2019. Allocation, cut-off by classification. Swiss Centre of Life Cycle Inventories.

Iversen et al., (2021). eEPD v2021.09, background information for EPD generator tool system verification, LCA.no. Report number: 07.21. System verification report.

Philis et al., (2022). EPD generator for NPCR 027 part B for electrical wires and cables, background information for EPD generator application and LCA data, LCA.no Report number: 03.22. PCR verification report.

EPD Norway (2022). NPCR Part A: Construction products and services. The Norwegian EPD foundation. Version 2.0 published 24.03.2021.

EPD Norway (2022). NPCR 027 Part B for electrical cables and wires. The Norwegian EPD foundation. Version 2.0 published 01.03.2022.

 <small>Powered by EPD-Norway</small>	Program operator and publisher EPD-Global Post Box 5250 Majorstuen, 0303 Oslo, Norway	Phone: +47 977 22 020 e-mail: post@epd-norge.no web: www.epd-global.com
	Owner of the declaration: Prysmian Group Baltics AS Paldiski road 31, 7660 Keila, Estonia	Phone: +372 674 7466 e-mail: info.keila@prysmian.com web: baltics.prysmian.com
	Author of the Life Cycle Assessment LCA.no AS Dokka 6A, 1671 Kråkerøy, Norway	Phone: +47 916 50 916 e-mail: post@lca.no web: www.lca.no
	Developer of EPD generator LCA.no AS Dokka 6A, 1671 Kråkerøy, Estonia	Phone: +47 916 50 916 e-mail: post@lca.no web: www.lca.no
	ECO Platform ECO Portal	web: www.eco-platform.org web: ECO Portal